



Product Specification

产品规格承认书

Customer Code 客户代码:

Customer Product Model 客户产品型号:

Coincell Battery cell Model.科恩瑟尔电芯型号: **M7840S3**

Coincell Battery Product Model. 科恩瑟尔电池型号: **M7840S3- G01**

Battery Capacity 产品容量: **3.73V 19.5 mAh**

Document Number 文件号: **109-00556-000**

Prepared by 制作人	Checked by 审核人	Approved by 批准人

Customer Approval 客户承认	Customer Signature/Date 客户签名/日期	Customer Company Stamp 客户公司盖章

深圳市科恩瑟尔电池有限公司

地址: 中国广东省深圳市龙华区

大浪街道华荣路龙兴商业大厦 5008

Shenzhen Coincell Battery Co., Ltd.

Address: 5008 Longxing commercial building, Huarong Road,Dalang Street Longhua District,
Shenzhen City, Guangdong Province, China

Kelly Shu

17620552786

Kelly.shu@coincell.cn

www.hearingaidbattery.cn



Revision History 版本履历表

Revision 版本	Description 内容描述	Issued by 发行人	Approved by 审批人	Date 日期
V01	首次发行 First Release	Qiuyuan Zhao	Sen Li	2023-04-017
V02	1.变更打码内容 Change the coding content 2.变更内阻标准 Change the Impedance standard 3.变更出货电压 Change the shipment voltage	Eric-Zhang	Sen Li	2023-08-23



Contents 目录

1. Scope 概述.....	4
2. Battery Pack Specification 电池成品规格:	4
3. Battery cell specification 电芯规格:	6
4. Environmental Characteristic 环境特性.....	7
5. Safety Test 安全测试.....	8
6. Performance and Test Criteria 电池性能和测试标准.....	10
7. Use of Battery 使用电池.....	13
8. Warranty 保证期.....	13
9. Others 其他事项.....	14

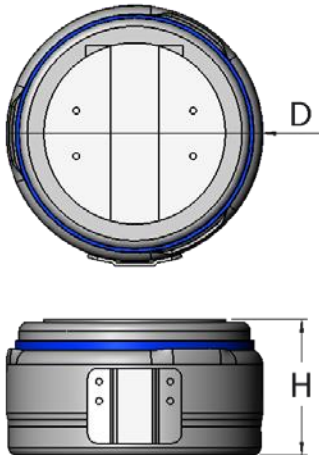


1. Scope 概述

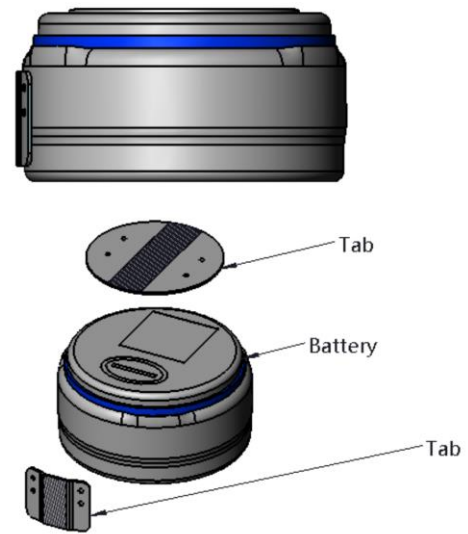
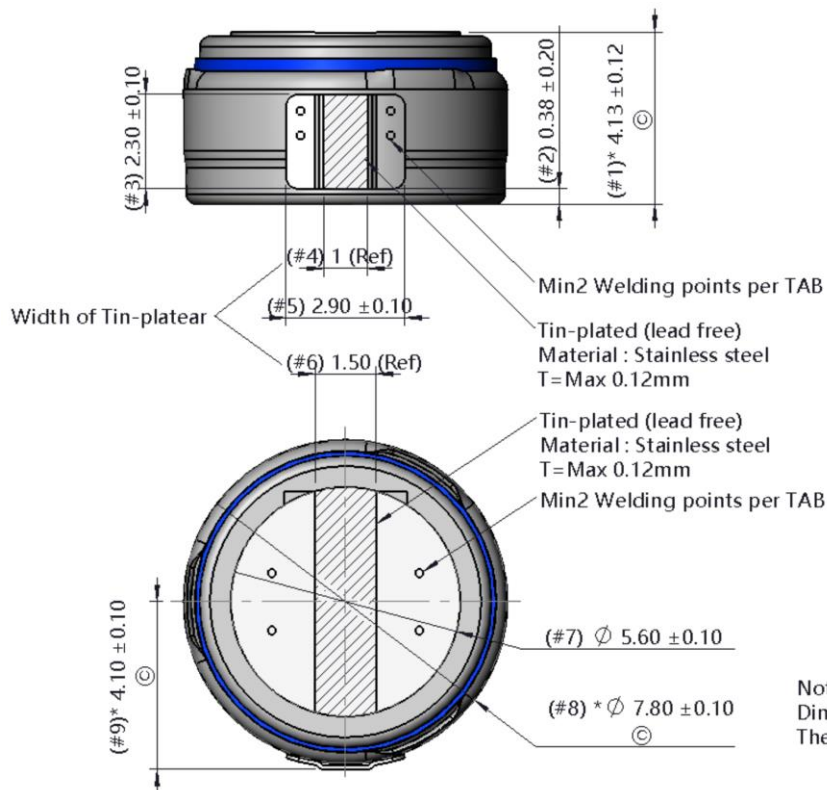
This document describes the specification of rechargeable Li-ion battery pack which is provided by Shenzhen Coincell Battery Co., Ltd.

这文件描述由深圳市科恩瑟尔电池有限公司设计制造的可充电锂离子电池成品的规格。

2.1 Battery specification 电池规格 (温度=23±3°C, 除非另有规定):

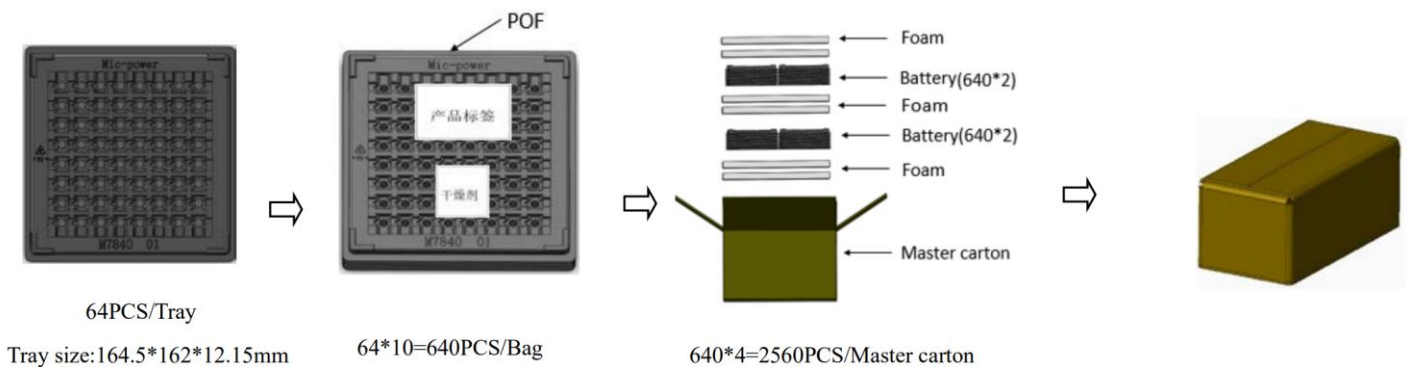
No.	Item 项目	Parameters 参数	
1	Battery pack model 电池成品型号	M7840S3-G01	
2	Battery Part Number 成品电池料号	109-00556-000	
3	Minimum capacity 最小容量 (0.2C discharge current放电电流)	17.5mAh	
4	Typical capacity 典型容量 (0.2C discharge current放电电流)	19.5mAh	
5	Nominal voltage 标称电压	3.73V	
6	Shipment voltage 出货电压	3.6~3.8V	
7	Shipment Status of charge 出货容量状态	≤30%	
8	Charge ending voltage 限制电压	4.35V	
9	Discharge ending voltage 放电终止电压	3.0V	
10	Max. battery pack dimension 电池成品最大尺寸	D: φ7.9mm, H:4.25mm	
11	battery weight	Appr. 0.75g	
12	Battery Impedance 电池内阻 (V=3.5~3.7V)	电池: ≤1800mΩ 备注: 出厂时间小于6个月, 循环次数小于30次, Cycle < 30, when shipping < 6 months	
13	Max charge current最大充电电流	17.5mA, 1C	15°C≤T≤45°C
		8.75mA, 0.5C	0°C≤T<15°C
14	Max discharge current最大放电电流	17.5mA, 1C	15°C≤T≤60°C
		3.5mA, 0.2C	-20°C≤T<15°C
15	Operating temperature 工作温度范围	Charge 充电: 0-45°C Discharge 放电: -20-60°C	
16	Cycle life 循环寿命(RT: 25±3°C) (0.5C charge充电, 0.5C discharge放电)	1200 次充放电后, 电池恢复 80%的初始容量, 电芯膨胀率≤1%。 After 1200 cycles charge/discharge, battery can recover 80% of its initial capacity Cell swell ≤1%.	
17	Storage method 储存方式 (相对湿度%RH≤65%)	1 Month at -20 to 60 °C	Capacity recovery rate > 85%
		3 Month at -20 to 45 °C	Capacity recovery rate > 90%
		1 Year at -20 to 20 °C	Capacity recovery rate > 90%
18	Recommended battery soldering temperature 电池建议焊接温度	≤350°C (5S)	
19	Certification requirement 认证要求	UL1642, UN38.3, IEC62133, REACH, ROHS	

2.2 Battery packed drawing 电池成品尺寸:




Notes:
Dimensions indicated by a © are process control dimensions
There are 3 process control dimensions on this drawing

2.3 Schematic diagram of cell packaging 电芯包装示意图:



2.4 Batch label on tray 吸塑盒标签



每个托盘都贴有批次号

The batch number will be pasted on each tray.

批次号定义: Batch1 D WW YY A

A 代表特殊区别码

A stands for special distinguishing code
stands for special

YY 代表年 YY represents the year

WW 代表周次 WW stands for week

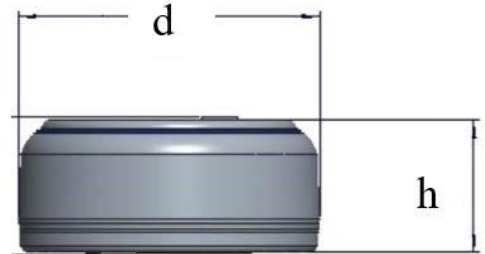
D 代表周日期 D is the day of the week

代表批次 represents the batch




3. Battery specification 电芯规格:

No.	Item 项目	Parameters 参数
1	Battery cell model 电芯型号	M7840S3
2	Minimum capacity最小容量 (0.2C discharge current放电电流)	17.5mAh
3	Typical capacity典型容量 (0.2C discharge current放电电流)	19.5mAh
4	Nominal voltage标称电压	3.73V
5	Cell charge ending voltage 电芯充电限制电压	4.35V
6	Cell Impedance 电芯内阻	≤1500mΩ
7	Maximum Cell Diameter电芯最大直径 D	7.9mm
8	Maximum Cell Height 电芯最大高度 H	4.1mm
9	Battery cell shell materials 电芯钢壳材质	316L + Nickel plating



3.2 Battery laser etching content 电池激光蚀刻内容:



Size 尺寸: 3.0±0.5mm

Barcode 二维码内容:

M7840 XX D WW YY TT M 000001

→ 序列号(Serial number)从 000001 ~ 999999

→ Battery production stage (S, P, M)

第一个 T 代表组装线别编码, 从 1~9,A~Z.

→ The first T represents assembly line No. : 1~9, A~Z

第二个 T 代表生产设备编码, 从 1~9,A~Z

The second T represents equipment No. : 1~9, A~Z

→ YY 代表生产时间 (年份), 从 19 年, 20 年.....

Represents manufacture year : 19, 20.....

→ WW 代表生产时间 (周), 从 01 周, 02 周~ 52 周

Represents manufacture week, 01, 02,, 52

→ D 代表生产时间 (日), 从每周的第 1 天, 到第 7 天代

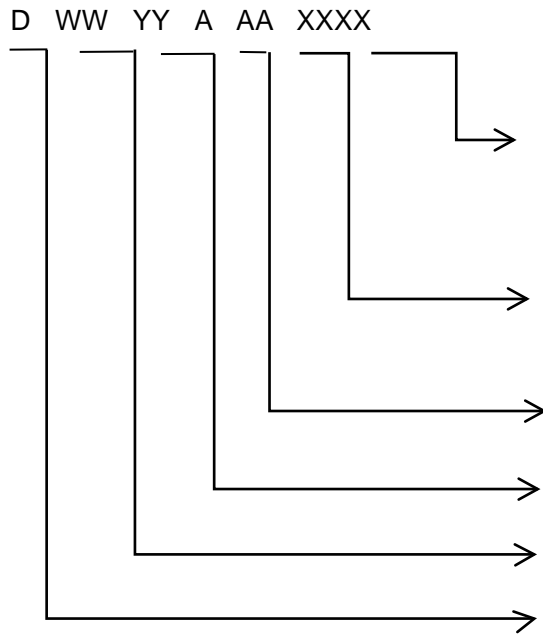
Represents manufacture day of the week, 1, 2,, 7

→ 内部电芯版本 battery version (01、02...09)

→ 产品型号 Battery series



Battery tracking number 侧壁码内容:



4 位序列号从 0001 开始, 至 9999;从 A001 开始, 至 Z999

The 4-digit serial number starts from 0001 to 9999; starts from A001 to Z999

AA 代表电池生产型号(从 A1 到 A9 从,AA 到 AZ,O 与 I 不可使用)

AA stands for battery production model (from A1 to A9, AA to AZ, O and I cannot be used)

A 代表特殊区别码 A stands for special distinguishing code

YY 代表年 YY represents the year

WW 代表周次 WW stands for week

D 代表周日期 D is the day of the week

Battery model code table 电池型号代码表:

A0	A1	A2	A3	A4
M9440S1-G01	M7840S1-G01	M7840S1-G03	M9440S1-G02	M7840S3-G01



4.Environmental characteristics 环境特性

No.	Test item 测试项目	Test Method 测试方法	Pass Criteria 合格标准
1	Charged Storage Characteristics 荷电保持能力	Battery cell is fully charged by standard charge process. Battery cell idle at $23\pm3^{\circ}\text{C}$ for 28days. At $23\pm3^{\circ}\text{C}$, battery cell is discharged battery by 0.2C until 3.0V. 电芯按标准充电流程满充电。在 $23\pm3^{\circ}\text{C}$ 放置 28 天。 在 $23\pm3^{\circ}\text{C}$ 电池按 0.2C 放电到 3.0V.	Discharge time $\geq 4.25\text{hrs}$ 放电时间 $\geq 4.25\text{hrs}$

5. Safety Test安全测试

Coincell battery can meet several international safety standards. Below is part of safety tests which are referred to international standard.

科恩瑟尔的电池能达到多个国际电池安全标准。以下是部分安全测试项目。

No.	Test item 测试项目	Test Method 测试方法	Criteria 标准
1	Constant Humidity and Temperature test 恒定湿温测试	Battery cell is fully charged by standard charge process. Then, battery cell is put into chamber with constant humidity(90~95%) and temperature ($40\pm 2^{\circ}\text{C}$) for 48hrs. After test, battery idle for 2hrs at $23\pm3^{\circ}\text{C}$ and discharge by 0.2C to 3.0V. 电芯按标准充电流程满充电。之后电芯放在恒温箱 48 小时, 湿度为 90~95%和温度为 $40\pm 2^{\circ}\text{C}$ 。	After test, battery cell can discharge $\geq 3\text{hrs}$ No fire, No leakage, No explosion 无起火, 无漏液, 无爆炸
2	Overcharge Test 过充电测试	Battery cell is fully charged by standard charge process. Then, the battery is charged by 3.0C rate constant current and voltage to 4.6V for 7hrs. 电芯按标准充电流程满充电。之后电芯用 3C4.6V 恒流恒压充电 7 小时。	No fire, No explosion 无起火, 无爆炸



3	Over discharge Test 过放电测试	At $23\pm3^{\circ}\text{C}$, battery cell is discharged by 0.2C until 3.0V. And then battery cell is connected the load with 30Ω to discharge for 7hours. 电芯在 $23\pm3^{\circ}\text{C}$ 用 0.2C 放电到 3.0V。之后电芯连接 30Ω 负载放电 7 小时。	No fire, No leakage, No explosion 无起火, 无爆炸
4	Short test 短路测试	The battery is fully charged by standard charge process. Then, the battery anode and cathode connect to $80\pm20\text{m}\Omega$ load for 1h. 电芯按标准充电流程满充电。电芯的正负极连接到 $80\pm20\text{m}\Omega$ 负载 1 小时。	No fire, No explosion The Temperature of the Battery surface not exceeded than 150°C 无起火, 无爆炸, 表面温度 $\leq 150^{\circ}\text{C}$
5	Projectile Test 焚烧测试	Battery cell is fully charged by standard charge process. Battery cell is placed on the screen which is to be constructed by steel wire mesh. The screen is mounted above the burner. And eight-sided covered wire cage is to be placed over the battery cell. Battery cell is to be heated and remain on the screen until it explodes or has been ignited or burned out. 电芯按标准充电流程满充电。 将电芯放在钢丝网上, 钢丝网下有燃烧器和钢丝网被八面铝网盖住。电芯在钢丝网上被加热直到电芯爆炸或被点燃或完全烧毁。	No part of an exploding cell shall penetrate the wire screen. 电芯的任何部分不得穿出此八面铝网。
6	Drop Test 掉落测试	Battery cell is fully charged by standard charge process. Battery cell is free fall from a height of 1m on the cement floor, from X-axis、Y-axis positive and negative direction. Each direction is free fall 1 time. 电芯按标准充电流程满充电。 电芯从 1 米高处自由跌落到水泥地板上, 从 X 轴、Y 轴的正负方向, 每个方向自由跌落一次。	No deformation, No fire, No explosion, No leakage 电池无变形, 无起火, 无爆炸, 无漏液



7	Crush test 挤压测试	<p>Battery cell is fully charged by standard charge process.</p> <p>The battery cell is to be crushed with its longitudinal axis parallel to the surfaces of crushing apparatus.</p> <p>The surfaces are to be brought in contact with cell and the crushing is to be continued until an applied force of $13 \pm 1 \text{ kN}$ is reached. Once the maximum force has been obtained, it is to be released.</p> <p>电芯按标准充电流程满充电。</p> <p>电芯的纵向跟平面金属板间平行, 持续施加 $13 \pm 1 \text{ kN}$ 的压力挤压, 直到压力达到 $13 \pm 1 \text{ kN}$ 时停止并释放压力。</p>	<p>No fire, No explosion 无起火, 无爆炸</p>
8	Shock test 撞击测试	<p>Battery cell is fully charged by standard charge process.</p> <p>Battery cell is secured to the testing machine by means of a rigid mount which will support all mounting surfaces of the battery cell. The battery cell is subjected to a total of two shocks of equal magnitude. The shocks are to be applied in each of two mutually perpendicular directions. For each shock the battery cell is accelerated in such a manner that during the initial 3ms the minimum average acceleration is 75g. The peak acceleration shall be between 125 g and 175 g. Battery cell is tested at $20 \pm 5^\circ\text{C}$</p> <p>电芯按标准充电流程满充电。</p> <p>在环境温度下, 将电芯分别按二个轴向固定在测试台面上, 前 3ms 内平均加速度最少达到 75g (g 为重力加速度), 峰值加速度达 125g 至 175g。</p> <p>电芯测试温度为 $20 \pm 5^\circ\text{C}$</p>	<p>No fire, No explosion, 不起火, 不爆炸</p>



6. Performance and Test Criteria 电池性能和测试标准

6.1 Standard Test Criteria 标准测试标准

If test criteria is not defined, test should be done under the below standard test criteria.

如果测试标准没有定义，测试标准会按以下测试完成。

Test Criteria 测试标准	Parameters 参数
Ambient Temperature 环境温度	23±3°C
Relative Humidity 相对湿度	65±20%
Atmospheric pressure 大气压力	86 ~ 106 kPa
Charge 充电	Standard charge process 标准充电流程
Discharge 放电	Standard discharge process 标准放电流程
Delivery Time from coincell 从工厂发出时间	Within 1month 一个月内

6.2 Visual Inspection 外观检查

No crack, no leakage

没有破裂，没有漏液

6.3 Measuring Instrument Standard 测量仪器标准

Instrument 仪器	Standard 标准
Instrument to measure dimension 测试尺寸仪器	Precision scale : 0.01mm 精度: 0.01mm
Voltmeter 伏特计	Internal impedance < 10kΩ/V 内阻 < 10kΩ/V
Ammeter 安培计	Impedance of ammeter and wires < 0.01Ω 安培计和电线内阻 < 0.01Ω
Impedance meter 阻抗计	Impedance is measured by sinusoidal 1kHz AC current 内阻测试用1kHz正弦交流电流

6.4 Standard charge process 标准充电流程

Battery pack is charged by 0.2C constant current at 23±3°C until 4.35V. Then, battery cell is charged by constant voltage until current drop to 0.02C. 在23±3，电池成品以0.2C恒流电流充电直到4.35V，电池用恒压充电直到电池电流降到0.02C。

6.5 Standard discharge process 标准放电流程

Battery pack is discharged by 0.2C continuous current at 23±3°C until the voltage drop to 3.0V. 在23°C±3°C，电池成品以0.2C连续放电电流放电直到3.0V。

6.6 Maximum charge current 最大充电电流

Battery pack is charged by 1.0C constant current at 23±3°C until 4.35V. Then, battery pack is charged by



constant voltage at 4.2V until current drop to 0.02C. 在 23 ± 3 , 电池成品以1.0C恒流电流充电直到4.35V, 电池用恒压充电直到电池电流降到0.02C。

6.7 Maximum discharge current 最大放电电流

Battery pack is discharged by 1.0C continuous current at $23\pm3^{\circ}\text{C}$ until the voltage drop to 3.0V.
在 $23^{\circ}\text{C}\pm3^{\circ}\text{C}$, 电池成品以1.0C连续放电电流放电直到3.0V。

6.8 Initial impedance 初始内阻值

Battery pack is fully charged by standard charge process.

The impedance of fully charged battery cell is tested by AC impedance tester at 1kHz. The initial impedance should be $\leq 1500\text{m}\Omega$. 电池成品用标准充电流程充满电。再使用交流阻抗测试仪 (at 1KHz) 测量初始内阻。电池初始内阻应 $\leq 1500\text{m}\Omega$ 。

6.9 Initial capacity 初始容量值

Battery pack is fully charged by standard charge process and then battery cell is fully discharged by standard discharge process.

The initial capacity is $\geq 17.5\text{mAh}$.

电池成品用标准充电流程充满电。电芯再用标准放电流程放完电。电芯初始容量 $\geq 17.5\text{mAh}$ 。

6.10 Cycle life 循环寿命 (RT: $23\pm3^{\circ}\text{C}$)

Test procedure 测试步骤 (RT: $23\pm3^{\circ}\text{C}$)

Test procedure 测试步骤 (RT: $23\pm3^{\circ}\text{C}$)

Step 1: Battery pack is charged by 0.5C constant current at $23\pm3^{\circ}\text{C}$ until 4.35V. Then, battery cell is charged by constant voltage at 4.35V until current drop to 0.02C.

Step 2: Wait for 10mins

Step 3: Battery pack is discharged by 0.5C continuous current at $23\pm3^{\circ}\text{C}$ until the voltage drop to 3.0V.

Step 4: Wait for 10mins

Step 5: Repeat step1 to step 4 until discharge capacity is less than 80% of initial battery capacity. Cycle life should be more than or equal to 1200cycles.

- 1) 电池成品在 $23\pm3^{\circ}\text{C}$ 按 0.5C 恒流充电直到 4.35V。再用 4.35V 恒压充电直到充电电流小于 0.02C。
- 2) 等待 10 分钟
- 3) 电池成品在 $23\pm3^{\circ}\text{C}$ 按 0.5C 恒流放电直到 3.0V
- 4) 等待 10 分钟
- 5) 重复 1) 到 4) , 直到放电容量小于初始容量 80%。循环寿命需要大于等于 1200 周。



7. Usage of battery 使用电池

Shenzhen Coincell Battery Co., Ltd. **DO NOT** take responsibility if customer **DO NOT** follow the specification and below instruction using the battery.

如果客户**没有**按规格书和以下说明使用电池，深圳市科恩瑟尔电池有限公司将**不负**任何责任。

To have good performance of battery, battery should follow this battery specification to use and storage. Recommend charging battery every 6months using standard charge process.

To use the battery safe, battery is prohibited to disassemble, drop, heat, burn, soak, crush, shock, short circuit.

Enough insulation inside the customer' s end product is required to avoid the short circuit of the battery. Battery should have enough space to install inside the customer' s end product. Please use the maximum dimension of battery pack after cycle life to reserve the space.

To protect the battery, battery should be installed in the customer' s end product with strong mechanical strength.

Any movement of the battery in the end product should be avoided.

If battery has any abnormal feature such as battery cannot be charged and discharge, abnormal heat generates, deformation, smelling of electrolyte or leakage, battery should be stopped to use immediately. Battery with smelling of electrolyte or leakage should be placed away from fire. Electrolyte is harmful. If electrolyte is contacted the skin or eyes, please flush electrolyte by purified water and consult doctor.

为了电池保持良好的性能，电池需要按本规格书使用和储存。

建议电池每6个月按标准充电流程充电一次。

为了安全使用电池，电池禁止拆解，掉落，加热，焚烧，浸泡，挤压，撞击，短路。

客户终端产品需要有足够的绝缘，避免电池被短路。

客户终端产品需要有足够的空间组装电池。空间需求请按规格书中循环后的电池成品最大尺寸进行设计。

客户终端产品需要有强力的结构保护电池。

请避免电池在客户终端产品中能移动。

如果电池有异常特征，比方说电池不能充放电，发热异常，变形，有电解液气味或漏液，电池应马上停止使用。

电池有电解液气味或漏液须要远离火种。电解液是有害的。如果电解液接触到皮肤或眼睛，请马上用纯净水冲洗和就医。

8. Warranty 保证期

Shenzhen Coincell Battery Co., Ltd. guarantees the battery at good condition within **12months** when battery is delivered from factory.

深圳市科恩瑟尔电池有限公司保证电池从出厂日起**12个月内**功能良好



9. Others 其他

9.1 Prohibition of disassembly 禁止拆卸

1) Never disassemble the cells. The disassembling may generate internal short circuit in the cell, which may cause gassing, firing, explosion, or other problems.

2) Electrolyte is harmful LIP battery should not have liquid from electrolyte flowing, but in case the electrolyte come into contact with the skin, or eyes, physicians shall flush the electrolyte immediately with fresh water and medical advice is to be sought.

1) 不要拆卸电池。拆卸电池会发生电池内部短路，会引起起火、爆炸、有害气体或者其它问题。

2) 电解液是有害的万一电解液沾到皮肤、进入眼睛，应立即用清水冲洗以及求助医生。

9.2 Prohibition of dumping of battery into fire 不要把电池倾倒入火中

Never incinerate nor dispose the cells in fire. These may cause explosion of the cells, which is very Dangerous and is prohibited.

不要焚烧电池，否则会致电池爆炸，这很危险，必须禁止。

9.3 Prohibition of use of damaged battery 禁止使用损坏的电池

The cells might be damaged during shipping by shock. If any abnormal features of the cells are found such as damages in a plastic envelop of the cell, deformation of the cell package, smelling of an electrolyte, an electrolyte leakage and others, the cells shall never be used any more. The Cells with a smell of the electrolyte or a leakage shall be placed away from fire to avoid firing or explosion.

电池可能在出货途中碰撞而受损。如果发现电池有异常，例如包装损坏、电池包裹变形，有电解液的味道、发现漏液等等，不要再使用这些电池。电池如果有电解液的味道或者出现漏液，电池放置应该远离火源避免起火及爆炸。

9.4 The following warning language is to be provided with the information packaged with the small cells and batteries or equipment using them 以下警告语言将提供与小型电池、电池或设备一起使用的信息：

■ Keep batteries out of reach of children to avoid being swallowed, Swallowing may lead to burns, perforation of soft tissue, and death. Severe burns can occur within 2 h of ingestion. In case of ingestion of a cell or battery, seek medical assistance promptly.

把电池放到小孩够不到的地方以免吞服，吞下可能导致烧伤、软组织穿孔和死亡。如摄入电池，应立即寻求医疗救助，2小时内未进行处理可能会导致严重灼伤。

■ If children use the battery, their guardians should explain the proper handling.

小孩使用电池时，监护人应详细解释操作方法。

9.5 Any other items are not covered in the specification shall be agreed by both parties.

任何本规格书没有包括的事项，需要双方协议确定。